



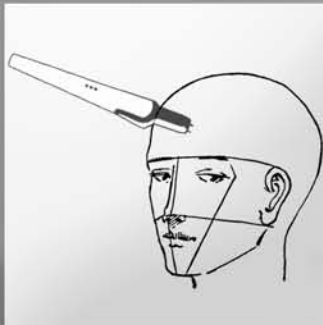
alfaTM
THERMODIAGNOSTICS
Pioneering Next-Generation Medical Thermography

AlfaSight 9000TM

WHOLE-BODY THERMOMETRY SYSTEM

ENVISION THE ROOT CAUSE OF DISEASE WITH
TRUE DYNAMIC MAPPING OF PHYSIOLOGICAL DYSFUNCTION

SCAN



ANALYZE



DISCOVER



INTRODUCING THE ALFASIGHT 9000™ WHOLE-BODY THERMOMETRY SYSTEM

Grounded in the science of Regulation Thermography, the AlfaSight 9000™ provides a visible measurement of the Autonomic Nervous System, often the key to knowledge regarding the mechanisms involved in the development of disease.


The AlfaSight system provides a comprehensive assessment of the neurologically controlled terrains that often create or sustain disease environments.

It identifies multiple areas of physiological dysregulation and generates recommendations that can be used to guide treatment priorities to address the causative factors of many diseases.



The AlfaSight 9000™
Adjunct Diagnostics

Safe • Accurate • Portable • Affordable



EARLY SYSTEMIC DISEASE PATTERN RECOGNITION

Every physician makes decisions based on medical insight as well as subjective observation, often aided by anatomical imaging devices such as MRI, Mammography, and CT Scan.

Expert knowledge and proprietary mathematical algorithms enable the AlfaSight system to deliver an objective functional physiological assessment of the body's bioregulation system; all within minutes.

This new evolution of mathematical thermographic technology is the result of years of clinical case data validated with disorders such as breast disease, inflammatory disorders, and endocrine dysfunctions.

Over 40 patterns of skin temperature changes have been identified and directly correlated to clinically verified diseases.



"There is no other tool that more clearly reveals the body's ability to maintain health, than Regulation Thermography."

– Dr. Thomas Rau, M.D.
www.drtausway.com

HOW IT WORKS

Infrared measurements of skin temperatures from 90-120 body points are taken before and after exposure to a cool-ambient room temperature.

Skin temperatures determined by influences of the nervous system's innervations to the capillary beds constrict or dilate in response to the cool air.

As the nervous system reacts to the cool air, analogous to the 'fight or flight' reaction, signals travel from the spinal cord through the regional nerve ganglia that innervate the organs of that region. They continue to the skin's capillary beds, where temperatures providing organ and tissue health information can be measured.

AlfaSight measures the differences between the two temperatures taken before and after the cool air exposure. This data is compared by AlfaSight to a database of healthy patients and reveals deviations that identify patterns that are reflected in easy to understand charts and reports.

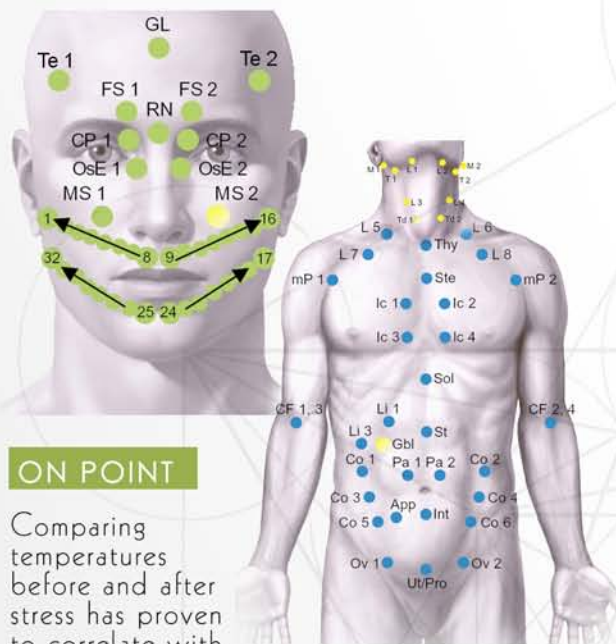
"There are lots of ways to heal, but I want to be sure I'm healing. When I have thermography done, I learn what the problem is, then I have it done again to confirm my progress. It shows me that I'm on the right road to good health."

– J. W., Thermography Patient
Boston, MA



"Regulation physiology sits at a crucial core of most diseases, and Regulation Thermometry is the superior choice in envisioning those causes."

– Dr. Dietrich Klinghardt, M.D.
www.klinghardtacademy.com



ON POINT

Comparing temperatures before and after stress has proven to correlate with imbalances often related to degenerative or inflammatory conditions.

A SAFE, ACCURATE & NON-INVASIVE WHOLE-BODY ASSESSMENT

The 20-minute patient screening is safe, non-invasive, and can be easily delegated to a trained staff member. Any examination room maintained at a normal room temperature of 67°-73°F (19°-23°C) is suitable for the screening.

The overall experience is pleasant and relaxing for the patient. There's no harmful radiation, pain, or confined spaces to contend with.

The test is an excellent first step in patient care. It makes sense for children as well as adults. Patient compliance increases as they gain insight into the true underlying causes of their symptoms, and become motivated to follow through on treatment recommendations.

THE ALFAVUE™ PATIENT ANALYSIS REPORTING SYSTEM

Patient data is uploaded from the AlfaSight system to the AlfaVue server. Patient reports can be viewed in minutes from any web-enabled device.

- Permanent secure online storage for all patient reports
- Separate accounts for each physician in your practice
- Online learning center for continuous training & insight
- Customized patient reports for:
 - ✓ Orthodox Medicine
 - ✓ Integrative Medicine
 - ✓ TCM / Chinese (coming soon)
 - ✓ Ayurveda (coming soon)



Welcome Dr. John Smith! [Log off](#)
Your role: Medical Practitioner

HOME **PATIENT REPORTS** MY ACCOUNT MY PROFILE **LEARNING CENTER** BILLING

MY PATIENT REPORTS

Patient Name Search Clear Advanced >>
User John Smith

Reports per page : 12 | 20 | 50

Patient Name	Sex	Doctor Name	D.O.B.	Screened	Assessed	Status	Options
Clarissa Milburn	F	Dr. Franklin	01/06/60	09/08/12	09/08/12	Completed	
Will Stein	M	Dr. Smith	03/15/60	09/07/12	09/07/12	Completed	
Lisa Tobin	F	Dr. Bell	02/09/54	09/07/12	09/07/12	Completed	
Melissa Jones	F	Dr. Jones	07/10/53	08/03/12	09/06/12	Completed	
Jane Martin	F	Dr. Bell	06/07/56	09/04/12	09/04/12	Completed	
Nicole Boyd	F	Dr. Jones	03/25/69	08/29/12	08/29/12	Completed	
Thomas Spoon	M	Dr. Stone	05/26/62	08/29/12	08/29/12	Completed	
Kim Shields	F	Dr. Bell	03/11/64	08/29/12	08/29/12	Completed	
Lindsay Turco	F	Dr. Rao	10/02/58	08/29/12	08/29/12	Completed	
Maggy Witz	F	Dr. Smith	01/28/59	08/26/12	08/26/12	Completed	
Louis Wilson	M	Dr. Jones	08/20/52	08/25/12	08/26/12	Completed	
Robert Smith	M	Dr. Bell	04/03/56	08/24/12	08/24/12	Completed	

305 reports found, displaying 1 to 12. [First/Prev] 1, 2, 3, 4, 5, 6, 7, 8 [Next/Last]

REPORT INVENTORY & ONLINE ORDERING

SELF-PACED LEARNING

SEARCHABLE PATIENT REPORT DATABASE

SAMPLE SCREENSHOT OF THE ALFAVUE SERVER PATIENT DATA REPOSITORY

ALFA PATIENT REPORTS: AN ESSENTIAL TOOL

- Increases comprehension of dynamic physiology and its relationship to disease conditions, aiding clinical decision making
- Complements a focus on prevention, integrative approaches, and anti-aging medicine
- Provides empirical data that can be used to evaluate treatment efficacy and track patient progress over time

IV. DENTAL RELATIONSHIPS
Blocked teeth indicate possible origins of disturbance fields affecting various organ systems. The teeth listed below are all blocked and located in quadrants of maximum dysfunction. They may be cause or connected to the relationship to organs and tissues involved in the case. Any tooth identified is meant to represent the over-region one tooth on either side of the tooth identified and is not always referring to the exact location of the tooth identified.

III. GENERALIZED OVERVIEW OF SUSPICIOUS REGIONS

INFRARED REGULATION THERMOMETRY REPORT
PATIENT INFORMATION
 Report Number: R-00002113
 Patient Name: Female - Age 52
 CRT Date Performed: 02-May-2012 11:31 AM
 Chief Complaints and Objective Findings: mild digestive issues; PMS exhaustion
 Algorithm version: 1
 Practitioner: Jackie Bell
 Report Generation Date: 10-Sep-2012 01:05 PM

I. THERMOGRAPHIC BIO-REGULATION RESULTS
General Identifier patterns
 There is a moderate level of apparent and general organs/tissue toxicity present. There appears to be a tendency for severe vulnerability of the body tissues to physiologically degenerative influence signature pattern. The adrenal function is moderately stressed. There is a moderate global immune stress apparent. There is a moderate suspicion of a circulatory or cardiovascular (hypo/hyper tension) signature. There is a minimal degree of evidence for a peripheral circulatory deficiency signature.

VI. DYSREGULATIVE PATTERN SIGNATURES AND RECOGNITION
Whole Body Identifier Patterns

Signature	Optimal	Minimal	Moderate	Severe
Toxicity Index	Optimal	Minimal	Moderate	Severe
Detoxification Capacity Lack	Optimal	Minimal	Moderate	Severe
Heavy Metal Signature	Optimal	Minimal	Moderate	Severe
Physiologically Degenerative Signature Pattern	Optimal	Minimal	Moderate	Severe
Prognostic Index	Optimal	Minimal	Moderate	Severe
Adrenal Stress Index	Optimal	Minimal	Moderate	Severe
Autoimmune Indication	Optimal	Minimal	Moderate	Severe
Global Immune Stress	Optimal	Minimal	Moderate	Severe
Blood Pressure/Circulatory abnormality	Optimal	Minimal	Moderate	Severe
Peripheral Circulatory Deficiency	Optimal	Minimal	Moderate	Severe

Regional Disturbances

Disturbance	Optimal	Minimal	Moderate	Severe
Brain	Optimal	Minimal	Moderate	Severe
Endocrine	Optimal	Minimal	Moderate	Severe
Carotid Question	Optimal	Minimal	Moderate	Severe
Cranial Dysfunction/Structural	Optimal	Minimal	Moderate	Severe
Temporomandibular Joint, Vestibular or Neck	Optimal	Minimal	Moderate	Severe
Virus (systemic)	Optimal	Minimal	Moderate	Severe
Sinus Block/Inflammation/Dysfunction	Optimal	Minimal	Moderate	Severe

Dental

Dental Issue	Optimal	Minimal	Moderate	Severe
Dental Focus	Optimal	Minimal	Moderate	Severe
Dental Toxicity	Optimal	Minimal	Moderate	Severe
Temporomandibular Joint, Vestibular or Neck	Optimal	Minimal	Moderate	Severe
Periodontitis Possible	Optimal	Minimal	Moderate	Severe

Neck Region

Neck Issue	Optimal	Minimal	Moderate	Severe
Lymph System Blockade	Optimal	Minimal	Moderate	Severe
Tonsillar Focus	Optimal	Minimal	Moderate	Severe
Thyroid (Hypo)	Optimal	Minimal	Moderate	Severe
Thyroid (Autoimmune, Anomalous)	Optimal	Minimal	Moderate	Severe
Head Emphasis	Optimal	Minimal	Moderate	Severe
Torso Emphasis	Optimal	Minimal	Moderate	Severe

COMPREHENSIVE PATIENT OVERVIEW

FOCUSED PRIORITIES & RECOMMENDATIONS

CLEAR DISPLAY OF TRUE PHYSIOLOGICAL FUNCTIONS

OUR MEDICAL TEAM

Alfa's advanced technology is supported by leaders in the fields of radiology, neurobiology, biological medicine, and infrared medical technology.

- **Dr. Daniel Beilin, O.M.D.**
Physiologist, Doctor of Oriental Medicine,
Lecturer, Founder, Alfa Thermodiagnosics, Inc.
- **Dr. Petra Blum, M.D.**
Author, Lecturer, Leader, Regulation Medicine (Germany)
- **Dr. Thomas Rau, M.D.**
Medical Director, Paracelsus Clinic, Center for Biological
Medicine & Dentistry (Switzerland)
- **Dr. Dietrich Klinghardt, M.D., Ph.D.**
Founder & Chairman of the Klinghardt Academy
(U.S. & U.K.), Institute for Neurobiology (Germany)
- **Dr. David Hickey, M.D.**
Nuclear Medicine Physician & Radiologist, (Texas)
- **Dr. Helmut Sauer, M.D.**
Founder & Director of the German Association for
Thermography & Regulation Medicine (Germany)

ALFA THERMODIAGNOSTICS & REGULATION THERMOGRAPHY

A BRIEF HISTORY...

- 1953: Dr. Ernst Schwamm (Germany) developed thermal regulation measurement.
- 1988: Dr. Arno Rost (Germany) develops the first charting method and disease correlation.
- 1990: Dr. Petra Blum (Germany) integrates computer software to analyze data and evolve parameters of disease.
- 1996: Dr. Daniel Beilin brings Regulation Thermography to the U.S. (with clearing through FDA), and testifies on Early Cancer Detection to the U.S. Congress.
- 2007: Dr. Beilin and Curt Davis (CEO) establish Alfa Thermodiagnosics and continue extensive hardware & software development.
- 2012: AlfaSight endorsed and adopted by leaders in Integrative medicine (Dietrich Klinghardt, M.D., Ph.D. and Thomas Rau, M.D.)
- 2012: AlfaSight introduced to Germany, Switzerland and Austria at Medicine Week, Baden Baden, Germany.

CLINICAL SCREENING TECHNOLOGIES BENEFITS COMPARISON

Physician & Patient Benefits	X-Ray/MRI/CT	Infrared Camera Thermography	AlfaSight 9000™ Dynamic Regulation Thermometry
Non-Invasive	X	✓	✓
Minimizes False Positives/Negatives	X	X	✓
Sees Dysfunction Before Disease	X	✓	✓
Objective, Mathematically-Derived Reports	X	X	✓



"Physiology is the science of living systems and their dynamics. The ability to record reactions gives us insight into the effects of the energetic, emotional, and both intra and extra-cellular functions."

– Dr. Daniel Beilin

Founder & Chief Medical Officer, Alfa Thermodiagnosics

OUR COMMITMENT TO SUPPORT & ONGOING EDUCATION

Regulation Medicine is an exciting new field and physicians are frequently amazed by the insights they gain by approaching the body from a functional orientation. Our commitment to professional training and ongoing education will include:

- Comprehensive user manuals to get you quickly acclimated with the system and testing patients
- New-user training videos to increase understanding of bioregulation principles and systems
- Regularly scheduled webinars that present new concepts and in-depth case studies

Available soon...

- Online education modules leading to certification
- Online forum discussions to engage with your peers



"Many of our patients refer friends because they had such a positive experience. The bottom line about Regulation Thermography is that it is a true preventative care test."

– Dr. Dawna L. Jones, M.D.,
FACOG, C.Hom
Boston, MA



GROWING YOUR PRACTICE

- Meet the increasing consumer demand for non-invasive screening and personalized medical care
- Conduct safe, comprehensive, in-office screening at a fraction of the cost of diagnostic tests
- Generate referrals from patients who are impressed by the extent of information the Alfa test reveals
- Create an additional revenue stream
- Easily train staff members to perform the test

PricewaterhouseCoopers projects that "the market for a more personalized approach to health and wellness will grow to as much as \$452 billion by 2015."



"This technology is the most comprehensive evaluation of the functioning of the internal organs of the human body."

– Dr. Michael Einsohn, D.C.
Dallas Thermography Clinic

FOR MORE INFORMATION

ALFA THERMODIAGNOSTICS, INC.
MEDICAL HEADQUARTERS
9057 SOQUEL DRIVE
SUITE A-B
APTOS, CA 95003
USA

EAST COAST ADMINISTRATION
1055 STEWART AVE.
FLOOR 2 SUITE 18
BETHPAGE, NY 11714
PH: 516.367.3600
USA TOLL FREE: 866.652.6600

SALES@ALFATHERMO.COM
WWW.ALFATHERMO.COM

